


# MultiUnit 12 through 144 fibers

## Product Highlights

- RoHS compliant
- Each fiber is color coded for easy identification
- Compact distribution design
- Ideal intra-building, multi-floor cable solution
- Lightweight, flexible aramid yarns enhance strength

## Options


- Cables with a 600 micron buffer available
- Cables with improved attenuation available
- Low smoke zero halogen available
- Standard colors are yellow for singlemode, orange for multimode and teal for 10 Gigabit other colors are available



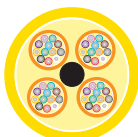
48-fibers (12 tubes of 4-fibers)



48-fibers (8 tubes of 6-fibers)



48-fibers (6 tubes of 8-fibers)



48-fibers (4 tubes of 12-fibers)

Diagram scale approx. 1:1

## 8.3/125 $\mu$ m Singlemode MultiUnit (Riser)

(UL) OFNR c(UL)us FT4

HITACHI PART NO.	# OF FIBERS PER TUBE	FIBER COUNT	TUBE LAYOUT	CABLE O.D.		MAXIMUM LOAD INSTALL		OPERATION		CABLE WEIGHT	
				in.	mm	lbs-f	N	lbs-f	N	lbs/1000ft	kg/1000m
<b>8.3/125 <math>\mu</math>m Singlemode (8.3/125/250/900)</b>											
60621-12	2	12	6xCSM	.650	16.5	768	3418	384	1709	126.0	187.7
60621-24	2	24	9x3xCSM	.903	22.9	1536	6837	768	3418	208.0	319.9
60627-24	4	24	6xCSM	.650	16.5	768	3418	384	1709	135.0	201.2
60627-48	4	48	9x3xCSM	.903	22.9	1536	6837	768	3418	225.0	335.3
60633-18	6	18	3xCSM	.499	12.6	384	1709	192	854	75.0	111.8
60633-24	6	24	4xCSM	.538	13.6	512	2279	256	1139	93.0	138.6
60633-36	6	36	6xCSM	.650	16.5	768	3418	384	1709	143.0	213.1
60633-48	6	48	8xCSM	.792	20.1	1024	4557	512	2279	222.0	330.8
60633-72	6	72	9x3xCSM	.903	22.9	1536	6837	768	3418	241.0	359.1
60638-24	8	24	3xCSM	.579	14.7	480	2136	240	1068	97.0	144.5
60638-32	8	32	4xCSM	.634	16.1	640	2848	320	1424	122.0	181.8
60638-48	8	48	6xCSM	.770	19.5	960	4273	480	2136	191.0	284.6
60638-72	8	72	9xCSM	1.00	25.4	1440	6409	720	3204	350.0	521.5
60015-36	12	36	3xCSM	.579	14.7	480	2136	240	1068	106.0	157.9
60015-48	12	48	4xCSM	.634	16.1	640	2848	320	1424	134.0	199.7
60015-60	12	60	5xCSM	.701	17.8	800	3561	400	1780	169.0	251.8
60015-72	12	72	6xCSM	.770	19.5	960	4272	480	2136	208.0	309.9
60015-84	12	84	7xCSM	.865	21.9	1120	4985	660	2492	271.0	403.8
60015-96	12	96	8xCSM	.937	23.7	1280	5697	640	2848	321.0	478.3
60015-108	12	108	9xCSM	1.00	25.4	1440	6409	720	3204	375.0	558.8
60015-120	12	120	10xCSM	1.07	27.1	1600	7121	800	3561	433.0	645.2
60015-132	12	132	9x3xCSM	1.06	26.9	1760	1958	880	3916	344.0	512.6
60015-144	12	144	9x3xCSM	1.06	26.9	1920	8545	960	4272	355.0	529.0

CSM = Central Strength Member

## Optical Specifications

TIA/EIA-568-B.3 | ISO/IEC 11801, 2nd edition | Bellcore GR-409-CORE

8.3/125 $\mu$ m SINGLEMODE	
MAXIMUM ATTENUATION	$\leq$ 0.50 dB/km at 1310 nm $\leq$ 0.50 dB/km at 1550 nm
GIGABIT ETHERNET SUPPORT DISTANCE	5000 m at 1550 nm

HCM reserves the right to revise any specifications.

# Singlemode MultiUnit

Indoor

## 8.3/125 $\mu\text{m}$ Singlemode MultiUnit (Plenum)

(UL) OFNP c(UL)us FT6

HITACHI PART NO.	# OF FIBERS PER TUBE	FIBER COUNT	TUBE LAYOUT	CABLE O.D.		MAXIMUM LOAD INSTALL		OPERATION		CABLE WEIGHT	
				in.	mm	lbs-f	N	lbs-f	N	lbs/1000ft	kg/1000m
<b>8.3/125 <math>\mu\text{m}</math> Singlemode (8.3/125/250/900)</b>											
60622-12	2	12	6xCSM	.630	16.0	768	3418	384	1709	131.0	195.2
60622-24	2	24	9x3xCSM	.903	22.9	1536	6837	768	3418	249.0	371.0
60628-24	4	24	6xCSM	.630	16.0	768	3418	384	1709	140.0	208.6
60628-48	4	48	9x3xCSM	.903	22.9	1536	6837	768	3418	263.0	391.9
60634-18	6	18	3xCSM	.479	12.1	384	1709	192	854	77.0	114.7
60634-24	6	24	4xCSM	.518	13.1	512	2279	256	1139	97.0	144.5
60634-36	6	36	6xCSM	.630	16.0	768	3418	384	1709	148.0	220.5
60634-48	6	48	8xCSM	.792	20.1	1024	4557	512	2279	253.0	377.0
60634-72	6	72	9x3xCSM	.903	22.9	1536	6837	768	3418	280.0	417.2
60639-24	8	24	3xCSM	.559	14.1	480	2136	240	1068	100.0	149.0
60639-32	8	32	4xCSM	.614	15.5	640	2848	320	1424	127.0	189.2
60639-48	8	48	6xCSM	.750	19.0	960	4273	480	2136	199.0	296.5
60639-72	8	72	9xCSM	1.00	25.4	1440	6409	720	3204	393.0	585.6
60033-36	12	36	3xCSM	.559	14.1	480	2136	240	1068	109.0	162.4
60033-48	12	48	4xCSM	.614	15.5	640	2848	320	1424	139.0	207.1
60033-60	12	60	5xCSM	.681	17.2	800	3561	400	1780	175.0	260.8
60033-72	12	72	6xCSM	.750	19.0	960	4272	480	2136	216.0	321.8
60033-84	12	84	7xCSM	.865	21.9	1120	4985	660	2492	306.0	455.9
60033-96	12	96	8xCSM	.937	23.7	1280	5697	640	2848	360.0	536.4
60033-108	12	108	9xCSM	1.00	25.4	1440	6409	720	3204	417.0	621.3
60033-120	12	120	10xCSM	1.07	27.1	1600	7121	800	3561	480.0	715.2
60033-132	12	132	9x3xCSM	1.06	26.9	1760	1958	880	3916	392.0	584.1
60033-144	12	144	9x3xCSM	1.06	26.9	1920	8545	960	4272	404.0	602.0

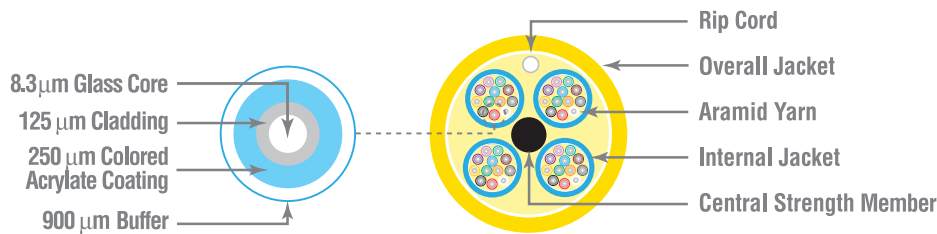
CSM = Central Strength Member

## Mechanical Specifications

- Bend radius, no load = 10x cable overall diameter
- Bend radius, load = 15x cable overall diameter



## Features



### DIELECTRIC MATERIALS

Overall Jacket

### RISER

Flame-retardant thermoplastic

### PLENUM

Low-smoke, flame-retardant thermoplastic